

BACK TO BASICS
TOWARDS A SAFER TOMORROW



**PRESENTATION: RURAL SAFETY
PRIORITY COMMITTEE MEETING:
16 FEBRUARY 2017**

#CrimeMustFall

Contents

BACK TO BASICS
TOWARDS A SAFER TOMORROW



- Section 1: Information: Serious incidents on Farms and Smallholdings
- Section 2: Identified Hot Spot Areas
- Section 3: Analysis of serious incidents on Farms and Smallholdings
- Section 4: Convictions
- Section 5: Status: Implementation of the Rural Safety Strategy
- Section 6: Crime Prevention Actions: Rural Safety

BACK TO BASICS
TOWARDS A SAFER TOMORROW




Section

1

Information: Serious incidents on Farms and Smallholdings

#CrimeMustFall



INFORMATION: SERIOUS INCIDENTS ON FARMS AND SMALLHOLDINGS



National Comparison: 1996/1997 – 2016/2017

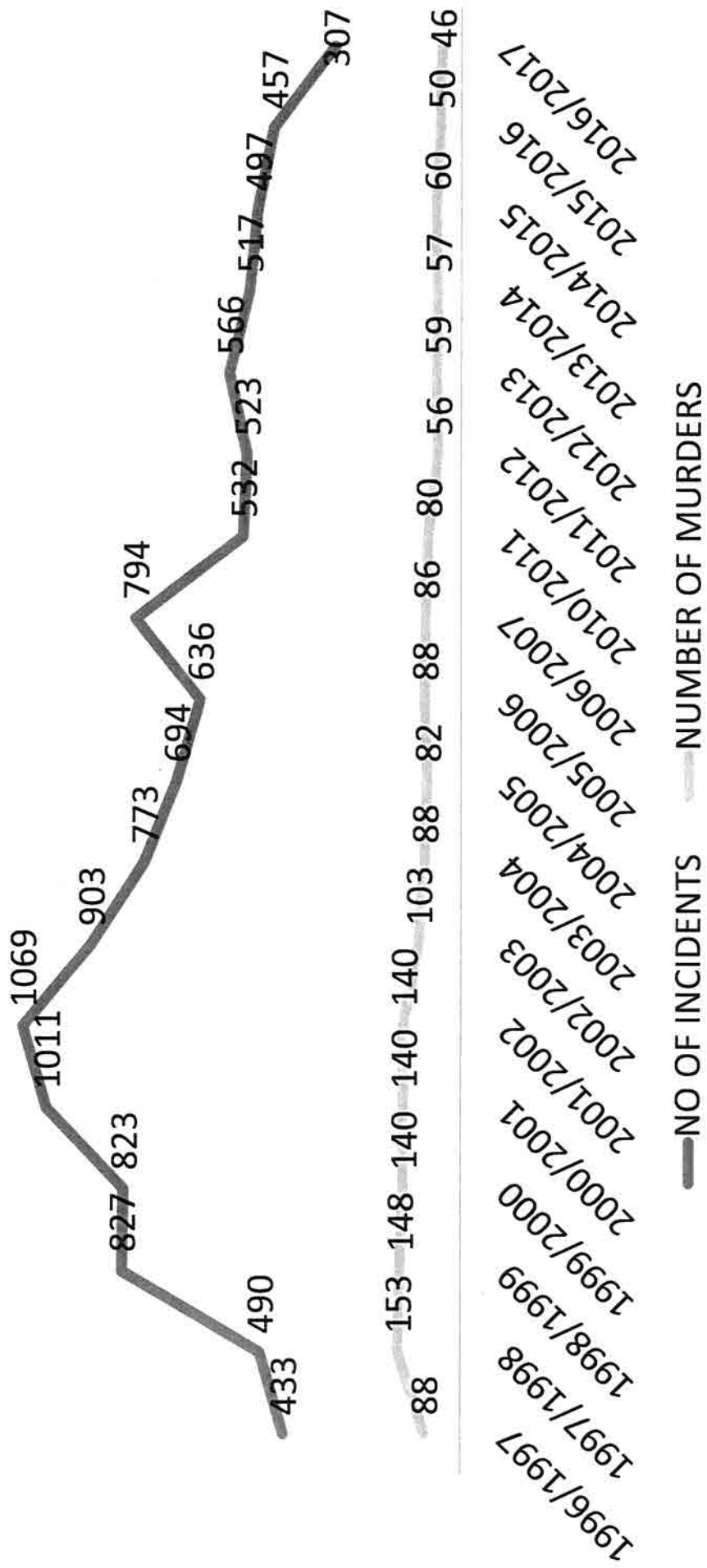
| PERIOD | NUMBER OF MURDERS | NUMBER OF INCIDENTS |
|-----------|-------------------|---------------------|
| 1996/1997 | 88 | 433 |
| 1997/1998 | 153 | 490 |
| 1998/1999 | 148 | 827 |
| 1999/2000 | 140 | 823 |
| 2000/2001 | 140 | 1011 |
| 2001/2002 | 140 | 1069 |
| 2002/2003 | 103 | 903 |
| 2003/2004 | 88 | 773 |
| 2004/2005 | 82 | 694 |
| 2005/2006 | 88 | 636 |
| 2006/2007 | 86 | 794 |
| 2010/2011 | 80 | 532 |
| 2011/2012 | 56 | 523 |
| 2012/2013 | 59 | 566 |
| 2013/2014 | 57 | 517 |
| 2014/2015 | 60 | 497 |
| 2015/2016 | 50 | 457 |
| 2016/2017 | 46 | 93 |

INFORMATION: SERIOUS INCIDENTS ON FARMS AND SMALLHOLDINGS



National Comparison: 1996/1997 – 2016/2017 (April – December)

Comparison: Incidents and Murders



INFORMATION: SERIOUS INCIDENTS ON FARMS AND SMALLHOLDINGS



National Comparison: 2011/2012 – 2016/2017

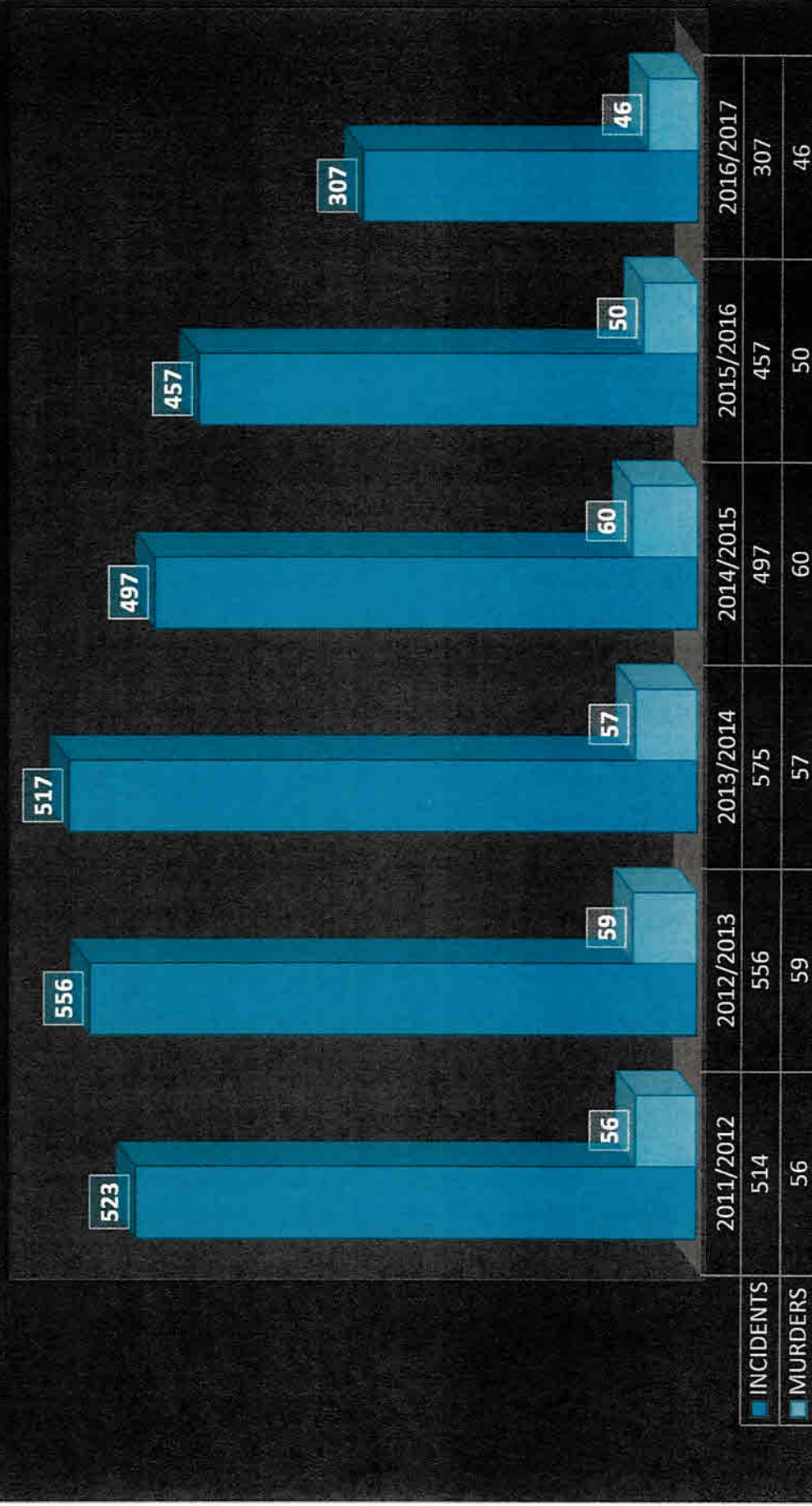
| | 2011/2012 | 2012/2013 | 2013/2014 | 2014/2015 | 2015/2016 | 2016/2017 |
|---------------------|-----------|-----------|-----------|-----------|-----------|-----------|
| NUMBER OF INCIDENTS | 525 | 566 | 517 | 497 | 457 | 307 |
| NUMBER OF MURDERS | 56 | 59 | 57 | 60 | 50 | 46 |

INFORMATION: SERIOUS INCIDENTS ON FARMS AND SMALLHOLDINGS



National Comparison: 2011/2012 – 2016/2017: (April – Dec)

COMPARISON: INCIDENTS AND MURDERS



INFORMATION: SERIOUS INCIDENTS ON FARMS AND SMALLHOLDINGS



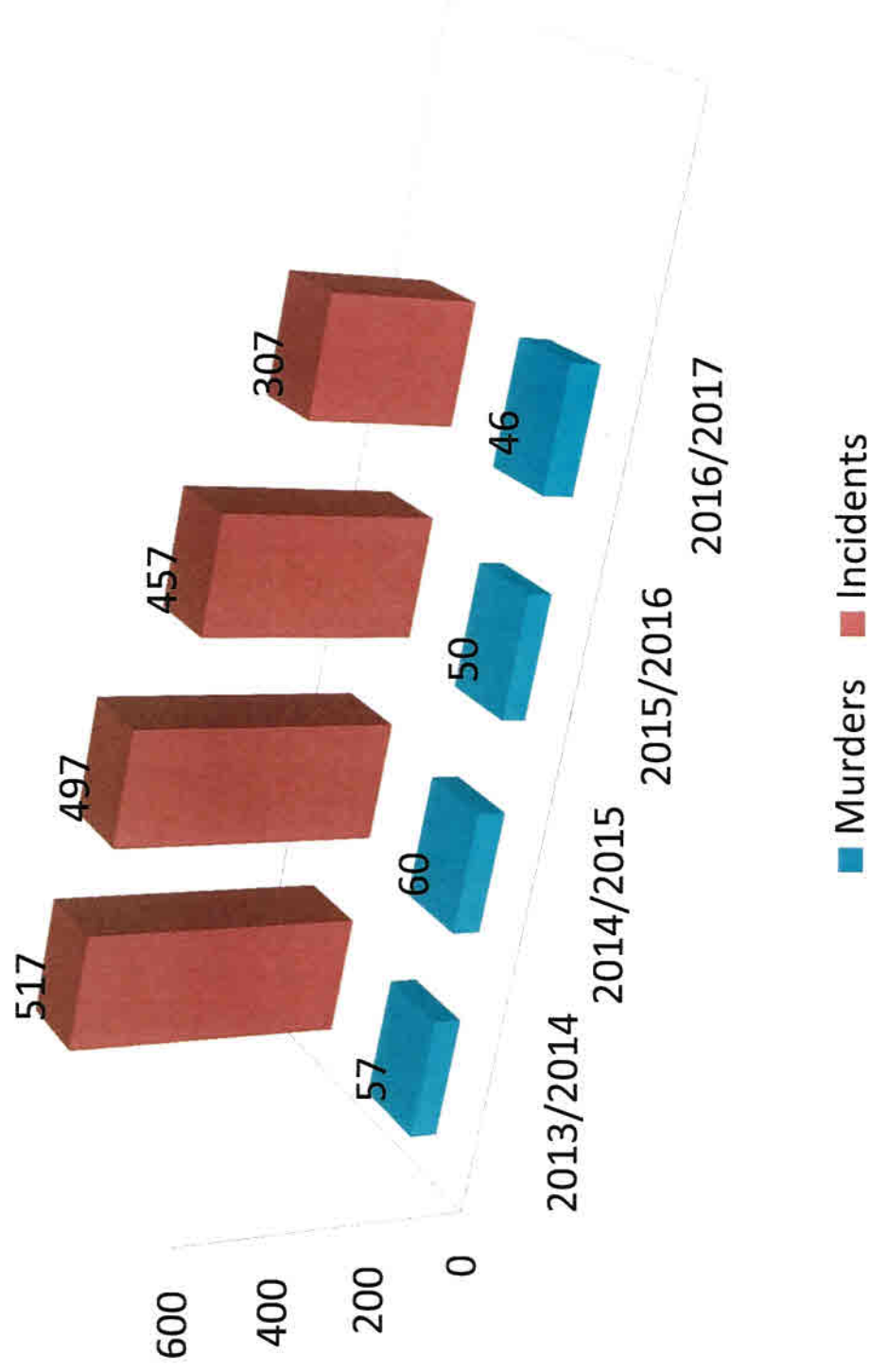
National Comparison: 2013/2014 – 2016/2017 (April – Dec): Breakdown per Quarter

| PERIOD | 2013/2014 | | 2014/2015 | | 2015/2016 | | 2016/2017 | |
|--|-----------------|---------------|-----------------|---------------|-----------------|---------------|-----------------|---------------|
| | NO OF INCIDENTS | NO OF MURDERS | NO OF INCIDENTS | NO OF MURDERS | NO OF INCIDENTS | NO OF MURDERS | NO OF INCIDENTS | NO OF MURDERS |
| 1 ST QUARTER (Apr – Jun) | 115 | 9 | 131 | 12 | 110 | 14 | 112 | 19 |
| 2 ND QUARTER (Jul – Sep) | 127 | 10 | 121 | 14 | 127 | 14 | 102 | 11 |
| 3 RD QUARTER (Oct – Dec) | 122 | 17 | 113 | 10 | 133 | 10 | 93 | 16 |
| 4 TH QUARTER (Jan – Mar) | 153 | 15 | 132 | 24 | 87 | 10 | | |
| TOTAL | 517 | 57 | 497 | 60 | 457 | 50 | 307 | 46 |

INFORMATION: SERIOUS INCIDENTS ON FARMS AND SMALLHOLDINGS



National Comparison: 1996/1997 – 2015/2016: Breakdown per Quarter



INFORMATION: SERIOUS INCIDENTS ON FARMS AND SMALLHOLDINGS



Provincial Comparison: Jul-Sep - Oct-Dec: 2015 and 2016

| PERIOD | JULY-SEP 2015 | | OCT-DEC 2015 | | JULY-SEP 2016 | | OCT-DEC 2016 | |
|---------------|-----------------|---------------|-----------------|---------------|-----------------|---------------|-----------------|---------------|
| | NO OF INCIDENTS | NO OF MURDERS | NO OF INCIDENTS | NO OF MURDERS | NO OF INCIDENTS | NO OF MURDERS | NO OF INCIDENTS | NO OF MURDERS |
| Eastern Cape | 3 | 2 | 2 | 2 | 8 | 1 | 13 | 3 |
| Free State | 13 | 2 | 13 | 0 | 15 | 2 | 10 | 1 |
| Gauteng | 15 | 0 | 12 | 4 | 26 | 1 | 33 | 4 |
| Kwazulu-Natal | 29 | 4 | 15 | 1 | 24 | 3 | 12 | 1 |
| Limpopo | 31 | 4 | 7 | 1 | 3 | 1 | 6 | 2 |
| Mpumalanga | 3 | 0 | 3 | 0 | 9 | 2 | 5 | 2 |
| North West | 27 | 1 | 65 | 3 | 15 | 1 | 10 | 2 |
| Northern Cape | 0 | 0 | 1 | 0 | 0 | 0 | 1 | 0 |
| Western Cape | 4 | 1 | 6 | 0 | 2 | 0 | 3 | 1 |
| TOTAL | 125 | 14 | 123 | 11 | 102 | 11 | 93 | 16 |

INFORMATION: SERIOUS INCIDENTS ON FARMS AND SMALLHOLDINGS



National Comparison: Selected Incidents: July-Sep 2016/2017:

| PROVINCE | ATTEMPTED MURDER | ATTEMPTED HOUSE/ROBBERY | RAPE / ATTEMPTED RAPE | MV THEFT/ CAR JACKING | ASSAULT GBH/ COMMON ASSAULT | MALICIOUS DAMAGE TO PROPERTY |
|---------------|------------------|-------------------------|-----------------------|-----------------------|-----------------------------|------------------------------|
| Eastern Cape | 1 | 6 | 0 | 0 | 0 | 0 |
| Free State | 2 | 11 | 0 | 0 | 0 | 0 |
| Gauteng | 1 | 24 | 0 | 0 | 0 | 0 |
| KZN | 4 | 8 | 0 | 0 | 0 | 3 |
| Limpopo | 0 | 2 | 0 | 0 | 0 | 0 |
| Mpumalanga | 4 | 4 | 0 | 0 | 0 | 0 |
| North West | 2 | 12 | 0 | 0 | 0 | 0 |
| Northern Cape | 0 | 0 | 0 | 0 | 0 | 0 |
| Western Cape | 0 | 2 | 0 | 0 | 0 | 0 |
| TOTAL | 14 | 69 | 0 | 0 | 0 | 3 |

INFORMATION: SERIOUS INCIDENTS ON FARMS AND SMALLHOLDINGS



National Comparison: Selected Incidents: Oct-Dec 2016/2017

| PROVINCE | ATTEMPTED MURDER | ATTEMPTED HOUSE ROBBERY | RAPE / ATTEMPTED RAPE | MV THEFT/ CAR JACKING | ASSAULT GBH/ COMMON ASSAULT | MALICIOUS DAMAGE TO PROPERTY | Ayson |
|---------------|------------------|-------------------------|-----------------------|-----------------------|-----------------------------|------------------------------|----------|
| Eastern Cape | 2 | 10 | 1 | 1 | 3 | 0 | 1 |
| Free State | 3 | 8 | 0 | 3 | 2 | 1 | 0 |
| Gauteng | 11 | 22 | 4 | 7 | 2 | 0 | 0 |
| KZN | 1 | 8 | 1 | 1 | 1 | 0 | 1 |
| Limpopo | 1 | 4 | 0 | 1 | 2 | 0 | 0 |
| Mpumalanga | 4 | 8 | 1 | 0 | 0 | 0 | 0 |
| North West | 3 | 7 | 1 | 2 | 0 | 0 | 0 |
| Northern Cape | 0 | 2 | 0 | 1 | 0 | 0 | 0 |
| Western Cape | 2 | 4 | 0 | 0 | 0 | 0 | 0 |
| TOTAL | 27 | 73 | 8 | 16 | 10 | 1 | 2 |



BACK TO BASICS
TOWARDS A SAFER TOMORROW

Section

2

Identified Hot Spot Areas

#CrimeMustFall



IDENTIFIED HOT SPOT AREAS



Identified Hot Spot/Flashpoint Areas: October – December 2016

| 2 nd QUARTER | | | | |
|-------------------------|-------------|------------|------------|---------------|
| NORTH WEST | GAUTENG | MPUMALANGA | FREE STATE | KWAZULU/NATAL |
| Brits | Hercules | Sundra | Fiksburg | Kwadukuza |
| Rustenburg | Cullinan | | | |
| Hartbeespoortdam | Kameeldrift | | | |
| | Erasmia | | | |
| 3 rd QUARTER | | | | |
| Brits | Hercules | | | |
| | Erasmia | | | |
| | Foschville | | | |



Section

3

Analysis of serious incidents on Farms and Smallholdings

#CrimeMustFall

ANALYSIS OF SERIOUS INCIDENTS ON FARMS AND SMALLHOLDINGS



Modus Operandi: Premises and Approach

Premises

- On farms and smallholdings

Approach

- Overpowered at their premises
- Mainly forced entry to the premises
- At night and victims mostly asleep
- Tied legs and arms
- Threatened with objects

ANALYSIS OF SERIOUS INCIDENTS ON FARMS AND SMALLHOLDINGS



Modus Operandi: Number and Age of Suspects involved

Number

- Varies between 2 – 8
- Unknown males

Age

- Majority between 20 – 35
- Some 43

ANALYSIS OF SERIOUS INCIDENTS ON FARMS AND SMALLHOLDINGS



Modus Operandi: Age of Victims

Age of Victims

- Aged 25 and above
- Mostly over 50 years of age
- 60 and above

ANALYSIS OF SERIOUS INCIDENTS ON FARMS AND SMALLHOLDINGS



Modus Operandi: Arrests and Items taken

Arrests

- Several arrests immediately after incident
- Good cooperation farming community

Items

- Mostly wanted items:
 - Cash
 - Firearms
 - Cellular phones
 - Electronic equipment
 - Firearms
- Jewellery
- Vehicles

ANALYSIS OF SERIOUS INCIDENTS ON FARMS AND SMALLHOLDINGS



Modus Operandi: Weapons used

Weapons

- Primarily firearms
- Sharp objects
- Knife

ANALYSIS OF SERIOUS INCIDENTS ON FARMS AND SMALLHOLDINGS



Modus Operandi: Day of Week and Time

| Day | Time |
|------------------|---------------|
| Tuesday | 06:00 - 09:00 |
| Wednesday | 20:00 - 02:30 |
| Friday, Saturday | 20:30 - 06:00 |
| Sunday | 19:00 - 09:00 |

BACK TO BASICS
TOWARDS A SAFER TOMORROW



Section

4

Convictions

#CrimeMustFall



CONVICTIONS



Convictions

| PROVINCE | STATIONS | CAS NUMBER | STATUS |
|----------------|------------|-------------|------------------------------------|
| Eastern Cape | Ida | 06/08/2015 | Sentenced to 25 years imprisonment |
| Free State | Dewetsdorp | 17/05/2014 | Sentenced to life imprisonment |
| Kwa Zulu Natal | Paddock | 106/5/2015 | Sentenced to 18 years imprisonment |
| | Dundee | 34/10/2015 | Sentenced to 18 years imprisonment |
| Mpumalanga | Malelane | 61/05/2014 | Sentenced to 40 years imprisonment |
| North West | Brits | 234/06/2014 | Sentenced to life imprisonment |

BACK TO BASICS
TOWARDS A SAFER TOMORROW




Section

5

Status: Implementation of the Rural Safety Strategy

#CrimeMustFall



IMPLEMENTATION CRITERIA



- **Have Provincial and Cluster Rural Safety Priority Committees been established?**
- **Has a Rural Safety Coordinator been appointed to coordinate all policing activities and actions in the policing precinct?**
- **Has a Rural Safety Plan been developed in cooperation with all stakeholders to address crime in the rural community in an integrated manner?**
- **Are rural safety meetings facilitated with the rural community to create awareness and enhance access, response and service delivery?**
- **Has a capability been established to respond to incidents in the rural community as well as to plan and execute joint crime prevention operations to address crime in the rural community, including stock theft (Visible Policing members, Tactical Response Team, Public Order Policing Unit and/or Stock Theft Unit)?**
- **Have joint crime prevention programmes/projects and operations been implemented in cooperation with all role players to address contributing factors influencing crime and crime in general (Government, Non-Governmental Organisations and the rural community)?**

CLASSIFICATION RURAL POLICE STATIONS



| PROVINCE | URBAN | URBAN/ RURAL | RURAL | TOTAL |
|---------------|------------|-----------------|------------|-------------|
| Eastern Cape | 34 | 41 | 121 | 196 |
| Free State | 4 | 90 | 16 | 110 |
| Gauteng | 109 | 30 | 3 | 142 |
| KwaZulu-Natal | 27 | 50 | 107 | 184 |
| Limpopo | 0 | 17 | 82 | 99 |
| Mpumalanga | 20 | 38 | 28 | 86 |
| North West | 5 | 34 | 43 | 82 |
| Northern Cape | 3 | 71 | 17 | 91 |
| Western Cape | 54 | 34 | 62 | 150 |
| TOTAL | 256 | 405 | 479 | 1140 |

884

STATUS: IMPLEMENTATION OF THE RURAL SAFETY STRATEGY



| PROVINCE | TOTAL POLICE STATIONS | TOTAL URBAN STATIONS | TOTAL RURAL POLICE STATIONS | TOTAL IMPLEMENTED | TOTAL PARTIALLY IMPLEMENTED | TOTAL NOT IMPLEMENTED | TOTAL RURAL-URBAN-MIX POLICE STATIONS | TOTAL IMPLEMENTED | TOTAL PARTIALLY IMPLEMENTED | TOTAL NOT IMPLEMENTED |
|---------------|-----------------------|----------------------|-----------------------------|-------------------|-----------------------------|-----------------------|---------------------------------------|-------------------|-----------------------------|-----------------------|
| Eastern Cape | 196 | 34 | 121 | 121 | 0 | 0 | 41 | 41 | 0 | 0 |
| Free State | 110 | 4 | 16 | 13 | 0 | 3 | 90 | 84 | 0 | 6 |
| Gauteng | 142 | 109 | 3 | 3 | 0 | 0 | 30 | 30 | 0 | 0 |
| KwaZulu-Natal | 184 | 27 | 107 | 86 | 9 | 12 | 50 | 44 | 2 | 4 |
| Limpopo | 99 | 0 | 82 | 82 | 0 | 0 | 17 | 17 | 0 | 0 |
| Mpumalanga | 86 | 20 | 28 | 28 | 0 | 0 | 38 | 38 | 0 | 0 |
| North West | 82 | 5 | 43 | 43 | 0 | 0 | 34 | 33 | 0 | 1 |
| Northern Cape | 91 | 3 | 17 | 17 | 0 | 0 | 71 | 68 | 0 | 3 |
| Western Cape | 150 | 54 | 62 | 39 | 16 | 7 | 34 | 28 | 3 | 3 |
| TOTAL | 1140 | 256 | 479 | 432 | 25 | 22 | 405 | 383 | 5 | 17 |
| | | | 479 | 432 | 47 | | 405 | 383 | 22 | |

TOTAL IMPLEMENTED 815
 TOTAL PARTIALLY IMPLEMENTED 30
 TOTAL NOT IMPLEMENTED 39

OVERALL TOTAL: RURAL AND RURAL-URBAN-MIX POLICE STATIONS 884

STATUS: IMPLEMENTATION OF THE RURAL SAFETY STRATEGY



| POLICE STATIONS NOT IMPLEMENTED THE RURAL SAFETY STRATEGY: 3 rd Quarter 2016/2017 | | | | | |
|---|-------------|----------------|------------|--|-----------|
| FREE STATE (9) | | | | | |
| Namahadi | Tseseng | Kopanong | Bronville | | Tumahole |
| Tseki | Batho | Mangaung | Meloding | | |
| KWAZULU-NATAL (27) | | | | | |
| Amazimtoti | Hluhluwe | Mkhuze | Umbumbulu | | Town Hill |
| Charlestown | Ingwavum | Mtubatuba | Umsunduzi | | Tongaat |
| Emanguzi | Jozini | Ndumo | Camperdown | | Ezibayeni |
| Glendale | Kwamakhutha | Normandien | Inanda | | |
| Hattingspruit | Kwamsane | Port Shepstone | Madadeni | | |
| Hlabisa | Mbazwana | Taylor's halt | Phoenix | | |

STATUS: IMPLEMENTATION OF THE RURAL SAFETY STRATEGY



| POLICE STATIONS NOT IMPLEMENTED THE RURAL SAFETY STRATEGY: 3 rd Quarter | | | |
|--|--------------|-----------------|--------------|
| 2016/2017 | | | |
| Thlabane | | | |
| NORTH WEST (1) | | | |
| | | | |
| NORTHERN CAPE (3) | | | |
| Kuyasa | Sunrise | Paballo | |
| WESTERN CAPE (29) | | | |
| Beaufort West | Lambertsbaai | Prince Albert | Vanrhynsdorp |
| Doring Bay | Leeu-Gamka | Riebeeck Wes | Citrusdal |
| Dysselsdorp | Lutzville | Riviersonderend | Mbekweni |
| Elands Bay | McGregor | St Helena Bay | Pacaltsdorp |
| Graafwater | Murrayburg | Struisbaai | Phillipi |
| Klawer | Nuwerus | Suurbraak | Thembaletu |
| Kleinmond | Philadelphia | Touws River | Vredenburg |
| | | | Mossel Bay |

BACK TO BASICS
TOWARDS A SAFER TOMORROW



Section

66

Crime Prevention Actions: Rural Safety

#CrimeMustFall



CRIME PREVENTION ACTIONS: RURAL SAFETY



| CATEGORY | EC | FS | GP | KZN | LIM | MP | NW | NC | WC |
|-----------------------------------|-------|-------|--------|--------|-------|-------|-------|-------|-------|
| PATROLS | | | | | | | | | |
| Blue Light Patrols | 7484 | 12462 | 37871 | 176201 | 25692 | 36 | 6814 | 177 | 21980 |
| Other Patrols (Foot & vehicle) | 38958 | 73448 | 248915 | 207983 | 57622 | 24386 | 23065 | 20664 | 40437 |
| VISITS CONDUCTED | | | | | | | | | |
| Cattle Posts | 417 | 3046 | 935 | 11 | 109 | 12 | 2551 | 1932 | 84 |
| Farms | 12763 | 59117 | 26306 | 33743 | 18771 | 13920 | 23250 | 9088 | 40303 |
| Feedlots | 246 | 73 | 91 | 116 | 106 | 1 | 52 | 10 | 8 |
| Livestock owners | 1081 | 389 | 466 | 1335 | 328 | 261 | 1301 | 632 | 14 |
| Pounds | 740 | 321 | 59 | 738 | 110 | 16 | 46 | 0 | 213 |
| Auctions | 42 | 49 | 324 | 28 | 4 | 21 | 217 | 43 | 37 |

CRIME PREVENTION ACTIONS: RURAL SAFETY



| CATEGORY | EC | FS | GP | KZN | LIM | MP | NW | NC | WC |
|--|-------|------|-------|--------|------|------|------|-----|-------|
| Way lays | 310 | 303 | 30 | 77 | 0 | 1 | 0 | 10 | 104 |
| OTHER ACTIONS | | | | | | | | | |
| COMPLIANCE INSPECTIONS | | | | | | | | | |
| Abattoirs | 38594 | 498 | 370 | 265 | 22 | 370 | 162 | 350 | 13 |
| Butcheries | 1596 | 936 | 2461 | 2093 | 509 | 795 | 667 | 445 | 108 |
| Wine Farms | 0 | 1 | 0 | 0 | 0 | 0 | 0 | 0 | 68 |
| DAY-TO-DAY OPERATIONS AND ACTIONS | | | | | | | | | |
| Rural Safety Operations | 1661 | 2344 | 1965 | 2229 | 1302 | 711 | 742 | 124 | 216 |
| Stock Theft Operations | 691 | 595 | 50 | 799 | 25 | 51 | 91 | 100 | 69 |
| Vehicle control points | 3744 | 7876 | 49298 | 103548 | 9773 | 2619 | 4433 | 964 | 16250 |

CRIME PREVENTION ACTIONS: RURAL SAFETY



| CATEGORY | PATROLS | TOTAL |
|--------------------|-------------------------|-------|
| Blue Light Patrols | 288717 | |
| Other Patrols | 735478 | |
| | VISITS CONDUCTED | |
| Cattle Posts | 9097 | |
| Farms | 237261 | |
| Feedlots | 703 | |
| Livestock owners | 5807 | |
| Pounds | 2243 | |
| Auctions | 765 | |
| | OTHER ACTIONS | |
| Waylay duties | 835 | |

CRIME PREVENTION ACTIONS: RURAL SAFETY



| CATEGORY | TOTAL |
|--|--------|
| COMPLIANCE INSPECTIONS | |
| Abattoirs | 40644 |
| Butcheries | 9610 |
| Wine farms | 69 |
| DAY-TO-DAY OPERATIONS AND ACTIONS | |
| Rural Safety Operations | 11294 |
| Stock Theft Operations | 2471 |
| Vehicle check points: Rural roads | 198505 |

ACTIONS TAKEN



- Weekly crime analysis meetings
- Quarterly analysis of incidents and the status of the Implementation of the Rural Safety Strategy
- Identification of hotspots, modus operandi, trends and threats
- Sensitising Provincial Commissioners
- Visits to identified rural police stations in North West and KwaZulu Natal
- Development a local level activation and plan and distributed for inputs
- Compiled a draft instruction about the roles and responsibilities of the SAPS toward illegal land evictions and invasions



TAKE NOTE



The information contained in this presentation is operational information and not for public communication.





BACK TO BASICS
TOWARDS A SAFER TOMORROW



Thank you

#CrimeMustFall